

Introductory sub-table (j)(a)

Name of the Company: Vidhi Dyestuffs Manufacturing Limited

Scrip Code, Name of the scrip, class of security: 531717, VIDHIDYE, Equity

Quarter ended: March 31, 2015

Partly paid-up shares:-

	No. of partly paid-up shares	As a % of total no. of partly paid-up shares	As a % of total no. of shares of the company
Held by promoter/promoter group	0	0	0
Held by public	0	0	0
<b>Total</b>	<b>0</b>	<b>0</b>	<b>0</b>

Outstanding convertible securities:-

	No. of outstanding convertible securities	As a % of total no. of outstanding convertible securities	As a % of total no. of shares of the company, assuming full conversion of the convertible securities
Held by promoter/promoter group	0	0	0
Held by public	0	0	0
<b>Total</b>	<b>0</b>	<b>0</b>	<b>0</b>

Warrants:-

	No. of warrants	As a % of total no. of warrants	As a % of total no. of shares of the company, assuming full conversion of warrants
Held by promoter/promoter group	0	0	0
Held by public	0	0	0
<b>Total</b>	<b>0</b>	<b>0</b>	<b>0</b>

Total paid-up capital of the company, assuming full conversion of warrants and convertible securities


49945000



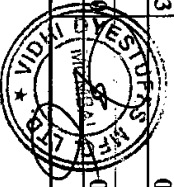
**Statement Showing Shareholding Pattern**

**Table I(a)**

Category code	Category of Shareholder	Number of Shares	Total number of shares			Total shareholding as a percentage of total number of shares		Number of shares	As a percentage of (IX) = (VIII)/(IV)*100
			(III)	(IV)	(V)	(VI) As a percentage of (A+B) <sup>1</sup>	(VII) As a percentage of (A+B+C)		
(A)	(II) Shareholding of Promoter and Indian						(VIII)		
(a)	Individuals/ Hindu Undivided Family	2	32101000	32101000	64.27	64.27	0	0.00	
(b)	Central Government/ State Government(s)	0	0	0	0.00	0.00	0	0.00	
(c)	Bodies Corporate	0	0	0	0.00	0.00	0	0.00	
(d)	Financial Institutions/ Banks	0	0	0	0.00	0.00	0	0.00	
(e)	Any Others(Specify)	0	0	0	0.00	0.00	0	0.00	
(e-i)		0	0	0	0.00	0.00	0	0.00	
(e-ii)		0	0	0	0.00	0.00	0	0.00	
	<b>Sub Total(A)(I)</b>	<b>2</b>	<b>32101000</b>	<b>32101000</b>	<b>64.27</b>	<b>64.27</b>	<b>0</b>	<b>0.00</b>	
<b>2</b>	<b>Foreign</b>								
a	Individuals (Non-Residents Individuals/ Foreign Individuals)	0	0	0	0.00	0.00	0	0.00	
b	Bodies Corporate	0	0	0	0.00	0.00	0	0.00	
c	Institutions	0	0	0	0.00	0.00	0	0.00	
d	Qualified Foreign Investor	0	0	0	0.00	0.00	0	0.00	
e	Any Others(Specify)	0	0	0	0.00	0.00	0	0.00	
e-i		0	0	0	0.00	0.00	0	0.00	
e-ii		0	0	0	0.00	0.00	0	0.00	
	<b>Sub Total(A)(2)</b>	<b>0</b>	<b>0</b>	<b>0</b>	<b>0.00</b>	<b>0.00</b>	<b>0</b>	<b>0.00</b>	
	<b>Total Shareholding of Promoter and</b>	<b>2</b>	<b>32101000</b>	<b>32101000</b>	<b>64.27</b>	<b>64.27</b>	<b>0</b>	<b>0.00</b>	



(B)	Public shareholding													
<b>I</b>	<b>Institutions</b>													
(a)	Mutual Funds/ UTI	0	0	0	0	0.00	0.00	0	0.00	0	0.00			0.00
(b)	Financial Institutions / Banks	0	0	0	0	0.00	0.00	0	0.00	0	0.00			0.00
(c)	Central Government/ State Government(s)													
(d)	Venture Capital Funds	0	0	0	0	0.00	0.00	0	0.00	0	0.00			0.00
(e)	Insurance Companies	1	1000	1000	1000	0.00	0.00	0	0.00	0	0.00			0.00
(f)	Foreign Institutional Investors	0	0	0	0	0.00	0.00	0	0.00	0	0.00			0.00
(g)	Foreign Venture Capital Investors	0	0	0	0	0.00	0.00	0	0.00	0	0.00			0.00
(h)	Qualified Foreign Investor	0	0	0	0	0.00	0.00	0	0.00	0	0.00			0.00
(i)	Any Other (specify)	0	0	0	0	0.00	0.00	0	0.00	0	0.00			0.00
(i-i)		0	0	0	0	0.00	0.00	0	0.00	0	0.00			0.00
(i-ii)		0	0	0	0	0.00	0.00	0	0.00	0	0.00			0.00
	Sub-Total (B)(1)	1	1000	1000	1000	0.00	0.00	0	0.00	0	0.00			0.00
<b>B 2</b>	<b>Non-institutions</b>													
(a)	Bodies Corporate	120	1532001	1505991		3.07	3.07	0	3.07	0	3.07			0.00
(b)	Individuals					0.00	0.00	0	0.00	0	0.00			0.00
	Individuals - i- Individual shareholders holding nominal share capital up to Rs 1 lakh	4192	11872252	11284152		23.77	23.77	0	23.77	0	23.77			0.00
	Individuals - ii- Individual shareholders holding nominal share capital in excess of Rs. 1 lakh.	17	3880649	3880649		7.77	7.77	0	7.77	0	7.77			0.00
(c)	Qualified Foreign Investor	0	0	0	0	0.00	0.00	0	0.00	0	0.00			0.00
(d)	Any Other (specify)- Ch-Member	25	121810	121810		0.24	0.24	0	0.24	0	0.24			0.00
(d-i)	OCB	1	4700	4700		0.01	0.01	0	0.01	0	0.01			0.00
(d-ii)	NRI	51	406588	336588		0.81	0.81	0	0.81	0	0.81			0.00
(d-iii)	Director	1	25000	25000		0.05	0.05	0	0.05	0	0.05			0.00
	Sub-Total (B)(2)	4407	17843000	17158890		35.73	35.73	0	35.73	0	35.73			0.00
(B)	Total Public Shareholding (B)= (B)(1)+(B)(2)	4408	17844000	17159890		35.73	35.73	0	35.73	0	35.73			0.00
	TOTAL (A)+(B)	4410	49945000	49260890		100.00	100.00	0	100.00	0	100.00			0.00



(C)	Shares held by Customers and against which Depository Receipts have been issued								
1	Promoter and Promoter Group	0	0	0	0	0.00	0	0.00	
2	Public	0	0	0	0	0.00	0	0.00	
	Sub-Total (C)	0	0	0	0	0	0	0.00	
	GRAND TOTAL (A)+(B)+(C)	4410	49945000	49260890		100.00	0	0.00	




Sr.No	Notes
1	
2	
3	
4	
5	
6	
7	
8	
9	



(D)(b) Statement showing holding of securities (including shares, warrants, convertible securities) of persons belonging to the category "Promoter and Promoter Group"

Sr. No.	Name of the shareholder	Details of Shares held		Encumbered shares (*)		Details of warrants		Details of convertible securities		Total shares (including underlying shares assuming full conversion of warrants and convertible securities) as a % of diluted share capital	
		Number of shares held	As a % of grand total (A)+(B)+(C)	No.	As a percentage (N)/(iii)*100	Number of warrants held	As a % of total number of warrants of the same class	Number of convertible securities held	As a % of total number of convertible securities of the same class		
(i)	(ii)	(iii)	(iv)	(v)	(vi)=(v)/(iii)*100	(vii)	(viii)	(ix)	(x)	(xi)	(xii)
1	Bipin M Maneak	14110333	28.25	0	0.00	0	0	0	0	0	28.25
2	Pravina B Maneak	17990667	36.02	0	0.00	0	0	0	0	0	36.02
3			0.00		0.00	0	0	0	0	0	
4			0.00		0.00	0	0	0	0	0	
5			0.00		0.00	0	0	0	0	0	
6			0.00		0.00	0	0	0	0	0	
7			0.00		0.00	0	0	0	0	0	
8			0.00		0.00	0	0	0	0	0	
9			0.00		0.00	0	0	0	0	0	
10			0.00		0.00	0	0	0	0	0	
11			0.00		0.00	0	0	0	0	0	
<b>TOTAL</b>		<b>32101000</b>	<b>64.27</b>	<b>0</b>	<b>0.00</b>	<b>0</b>	<b>0</b>	<b>0</b>	<b>0</b>	<b>0</b>	<b>64.27</b>

(\*) The term "encumbrance" has the same meaning as assigned to it in regulation 28(3) of the SAST Regulations, 2011





**(D)(c)(ii) Statement showing holding of securities (including shares, warrants, convertible securities) of persons (together with PAC) belonging to the category "Public" and holding more than 5% of the total number of shares of the company**

Sr. No.	Name(s) of the shareholder(s) and the Persons Acting in Concert (PAC) with them	Number of shares	Shares as a percentage of total number of shares {i.e., Grand Total (A)+(B)+(C) indicated in Statement at para (D)(a) above}	Details of warrants		Details of convertible securities		Total shares (including underlying shares assuming full conversion of warrants and convertible securities) as a % of diluted share capital
				Number of warrants	As a % total number of warrants of the same class	Number of convertible securities held	% w.r.t total number of convertible securities of the same class	
1			0.00		#DIV/0!		#DIV/0!	
2			0.00		#DIV/0!		#DIV/0!	
3			0.00		#DIV/0!		#DIV/0!	
4			0.00		#DIV/0!		#DIV/0!	
5			0.00		#DIV/0!		#DIV/0!	
6			0.00		#DIV/0!		#DIV/0!	
7			0.00		#DIV/0!		#DIV/0!	
8			0.00		#DIV/0!		#DIV/0!	
9			0.00		#DIV/0!		#DIV/0!	
10			0.00		#DIV/0!		#DIV/0!	
<b>TOTAL</b>		<b>0</b>	<b>0.00</b>	<b>0</b>	<b>#DIV/0!</b>	<b>0</b>	<b>#DIV/0!</b>	<b>0</b>





(D)(d) Statement showing details of locked-in shares

Sr. No.	Name of the shareholder	Number of locked-in shares	Locked-in shares as a percentage of total number of shares {i.e., Grand Total (A)+(B)+(C) indicated in Statement at para (D)(a) above}
1			0.00
2			0.00
3			0.00
4			0.00
5			0.00
6			0.00
7			0.00
8			0.00
9			0.00
<b>TOTAL</b>		<b>0</b>	<b>0.00</b>



(II)(a) Statement showing details of Depository Receipts (DRs)

Sr. No.	Type of outstanding DR (ADRs, GDRs, SDRs, etc.)	Number of outstanding DRs	Number of shares underlying outstanding DRs	Shares underlying outstanding DRs as a percentage of total number of shares {i.e., Grand Total (A)+(B)+(C) indicated in Statement at para (I)(a) above}
1				0.00
2				0.00
3				0.00
4				0.00
5				0.00
6				0.00
7				0.00
8				0.00
9				0.00
<b>TOTAL</b>		<b>0</b>	<b>0</b>	<b>0.00</b>



(II)(b) Statement showing holding of Depository Receipts (DRs), where underlying shares held by "promoter/promoter group" are in excess of 1% of the total number of shares

Sr. No.	Name of the DR Holder	Type of outstanding DR (ADRs, GDRs, SDRs, etc.)	Number of shares underlying outstanding DRs	Shares underlying outstanding DRs as a percentage of total number of shares {i.e., Grand Total (A)+(B)+(C) indicated in Statement at para (I)(a) above}
1				0.00
2				0.00
3				0.00
4				0.00
5				0.00
6				0.00
7				0.00
8				0.00
9				0.00
TOTAL			0	0.00

